


Vehicle Lighting Importance

- ✓ For Safety and Visibility
- ✓ To see the Road
- ✓ To be seen by others
- ✓ To communicate intentions (turning, braking, warning)



Shahid Raja



Puddle Light

- Low
- High
- Parking
- Fog
- Brake
- Indicator
- Rear



Parking Light



Low Beam

High Beam

Fog Light

Turn Signal

Shahid Raja



High Beam Headlights?

Main Beam / Long Range Lights



HIGH BEAM HEADLIGHTS

Shahid Raja





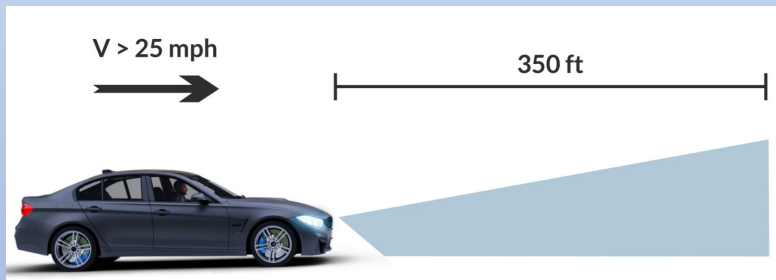
High Beam Headlights?

Main Beam / Long Range Lights

- ✓ See 300 feet away when $> 25\text{km/h}$
- ✓ **Very Bright**
- ✓ **Use anywhere to avoid accidents**
- ✓ Use with extreme need
- ✓ **Produce Glare / Blind Others**

Switch to LOW when 200 meter

- ✓ **May Cause Accidents**





High Beam Headlights?

Urban Roads / Cross Town Roads

- ✗ Never use (Day/ Night)
- ✓ Can use to Avoid Accidents only
- ✓ You can flash quickly

- ✗ Otherwise Strictly prohibited
- ✗ Not even on Poorly Lit Roads

- ✓ Produce Glare, Dazzle Others
- ✓ May Cause Accidents

Misuse Fine = 200 Euros
Speed Cameras Alert/ Police Checkpost
Alert, Fine **80 Euros**





What is Insufficiently Lit Road/ Poorly Lit?

- ✓ Registration Plate no readable from 10 Meters
- ✓ Can not see dark vehicle from 50 meters
- ✓ Switch to Low Beam When Opposite Traffic, Vehicle in Front or Pedestrians appear





Using High Beam Headlights

Inter-Urban Roads

- ✓ Speed Over 40km/h
- ✓ Inter-Urban Roads
- ✓ Sunset-Sunrise (Night)
- ✓ Poorly Lit Roads
- ✓ Switch to Low Beam When Opposite Traffic, Vehicle in Front or Pedestrians appear






In tunnels/ Underpass/ Tunnel Sign Inter-Urban Roads

Poorly Lit Tunnels – Inter Urban

(YES – Mandatory if Over 40 km/h)

- ✓ Poorly Lit Tunnels
- ✓ Day or Night (Any time)
- ✗ Not When front vehicle less than 300 Feet
- ✗ No danger of blinding Opposite traffic
- ✗ Not in traffic congestion
- ✗ Well Lit



Shahid Raja



Using High Beam Headlights

Inter-Urban Roads

- ✓ Narrow Roads
- ✓ Dangerous Bends
- ✓ Road Surface change
- ✓ Low Visibility
- ✓ YES also in Heavy Rain Fog

But Not recommended

- ✓ Keep Flashing
- ✓ To Avoid Accidents
- ✓ Switch to Low Beam



Shahid Raja



Stationary / Parked Vehicles

Parked / Stopped Vehicles

- ✗ Strictly Prohibited
- ✗ No Flashing
- ✓ Create Glare
- ✓ Cause Confusion
- ✓ Cause Accidents





Motorcycles – High Beam – Long Range


All motorcycles – Less than 125 cc – or Greater

- ✓ Must have one or two
- ✓ With or Without Side car
- ✓ Regardless of Engine Size


Same Rule for


- ✓ Moped,
- ✓ Three Wheels





LOW Beam – Dipped / Dimmed





LOW Beam – Dipped / Dimmed

Five Situations

✓ Between Sunset and Sunrise (**Night**)

DAY Time

✓ Anywhere when Visibility is Low.

Tunnels, Underpasses, Tunnel sign applies


✓ **Special Lanes:** (Contraflow, Additional, Reversible)

✗ **Not** in HOV Lane

✓ Weather / Environmental Conditions/ Rain/Snow/ Fog

✓ Motorcycles – Day/ Night





LOW Beam – Motorcycle/ Moped

Motorcycle

- ✓ Low beam Lights Must be ON
- ✓ Better Visibility
Especially for others
(Blind spots/ Maneuvers)



Moped

- ✓ Day time – Not Required by Law



Shahid Raja



Position Lights/ Side Lights – (4 Lights)

All Vehicle/ All Roads – MUST Turn On
Used with Dipped Lights
Rear License Plate Lights

- ✓ Night (Sunset and Sunrise)
- ✓ Moving, or Stopped (Unlit Road)

Day Time

- ✓ Adverse Weather/ Fog
- ✓ Tunnels/ Underpasses





Parking Lights – (2 or 4)

**Presence of Vehicle at night
Only When Parked**

Urban Roads

✗ No lights left on

Unlit Cross Town Roads

✓ Turn on – Roadside

✓ Only 2 or 4



Shahid Raja

Indicators - Emergency Lights (Hazard Warning Lights)

Indicators (left and right)



All flash simultaneously = Emergency Lights


Alert other road users of Emergency Situation

- ✓ Yellow/Amber flashing lights
- ✓ Breaks downs, Flat Tire, Stopped on Shoulder
- ✓ Abnormally Slow Driving - **Malfunction**
- ✓ Emergency Services in **Non-Priority** Vehicles

Motorcycles

Optional



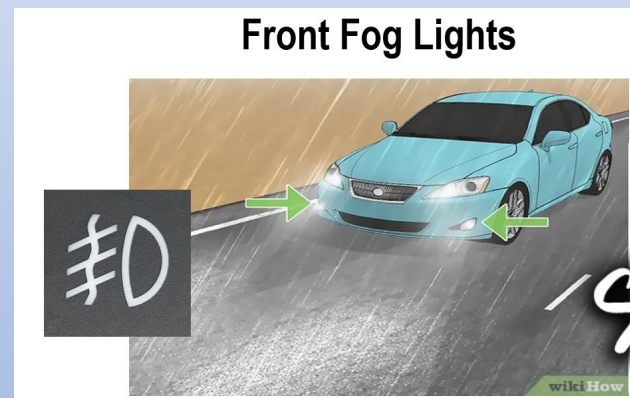



Fog Lights


Front Fog Lights, White/ Light Yellow

- ✓ Adverse Weather, Low visibility
- ✓ To Increase Visibility, to increase illumination
- ✓ Fog, Heavy Rain, snow, smoke or dust clouds
- ✓ Can be used Narrow roads, dangerous bend, **at night**
- ✓ **Optional**

✗ Do not use in Clear Weather
Misusing Fine 200 Euro



Shahid Raja



Rear Fog Lights

Back Fog Lights,

- ✓ Very Adverse Cond. Heavy Snowfall
- ✓ Very heavy Rain, Dense Fog
- ✓ Mandatory but may produce Glare
- ✗ Other conditions, **Strictly forbidden**


Optional on Motorcycles

When produce **GLARE?**

- ✓ Rain, Light Fog, Clear Weather,
At Night in Clear Weather

(Reddish Lights)

Rear Fog Lights



Brake Lights

Passenger Cars

- ✓ Activates when the brake pedal is pressed
- ✓ Warns drivers behind for braking / slowing
- ✓ Minimum required: 2 brake lights, cars
- ✓ A third brake light is optional on back screen



Motorcycles

- **Minimum required: 1 brake light**
- Usually mounted centrally at the rear.
- **Optional: A Second brake light - for Touring Bikes**

Shahid Raja

Reverse Lights

Automatically ON, **when the vehicle is in reverse gear**

White Color

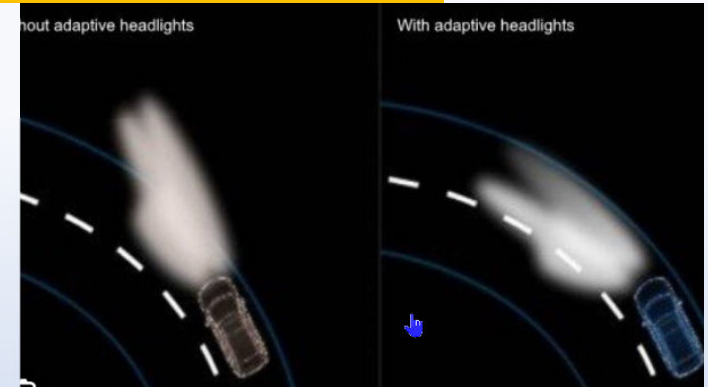
- ✓ illuminate the area **behind the vehicle**
- ✓ **WARNS** other drivers and **Pedestrians**
- ✓ **At least one reverse light** is **MANDATORY**
for vehicles such as cars, vans, and trucks



Shahid Raja

Adaptive Lights/ Xenon Lights

- **Adjust direction**
 - **intensity, or pattern of light**
 - based on **driving conditions**
 - improve **driver visibility** and **road safety**
- ✓ **Curve Lighting - direction of the steering wheel**
 - ✓ **Intersection Lighting**
 - ✓ **May widen the beam**
 - ✓ **Weather/Speed Adaptation - Intensity**



Shahid Raja

Number Plate Lights

- ✓ Illuminate the Rear Number Plate
- ✓ **Must be illuminated at night-time**
- ✓ Vehicle can be identified at **50 Meter**
- ✓ **Works with Low beam
and Position Lights**

Not Working – 200 Euro Fine



Shahid Raja

Interior Lights

- ✓ illumination inside the cabin
- ✓ Reading or locating items inside
- ✓ Optional but Useful for Passenger cars
- ✓ **Mandatory for** Police, ambulances
Taxis, Buses, Commercial vehicles



Shahid Raja

Reflective Markers - Catadioptric (Catadióptricos)

Passenger Cars

- ✓ Must have Reflective Markers
- ✓ Same Color as brake Lights
- ✓ Non- Powered
- ✓ Rectangular Shape
- ✗ Must not Triangle Shape



Shahid Raja

End outline Marker Lights – Clearance Lights

Wider than 2.10 meters – FRONT White, REAR - Red

indicate the overall width and height

- ✓ Trucks (camiones)
- ✓ Buses (autobuses)
- ✓ Large vans or heavy-duty vehicles
- ✓ Trailers and semi-trailers
- ✓ Over 2.10 meters

