


Cycle Signs

- ✓ **S-33 Cycle Route separated from Motor Vehicle**
- ✓ Not only For Cycles but for BOTH
- ✓ Bicycles and pedestrians, PARKS, GARDENS
- ✓ **R-407a: Obligatory, Cycle path, Forcing Cycles**
- ✓ End of obligation, may use Shoulder or right edge
- ✗ **R-114 Denied Entry of cycles**
- ✓ other vehicles ALLOWED with or without engine.



Cycle Signs

- ✓ **S-64, Right lane used only for Cycles**
- ✓ **R-407a: Obligatory, Cycle path, Forcing Cycles**
- ✓ **End of obligation, may use Shoulder or right edge**
- ✓ **S-880 - Complimentary Panel under vertical Sign**
For Example, 20 Speed applies to cycles



Shahid Raja

Vehicle Signals

- ✓ S-64, Right lane used only for Cycles
- ✓ Always give clear intentions, **WARN, INFORM**
- ✓ Sufficiently **ADVANCE**
- ✓ Like When changing **LANE, Lateral** Movements
- ✓ Light signals on priority
- ✓ Can also give Arm Signals, and Acoustic
- ✓ If both, **ARM Signal Prevails**
- ✓ It's a WAY of communication



Shahid Raja

GPS

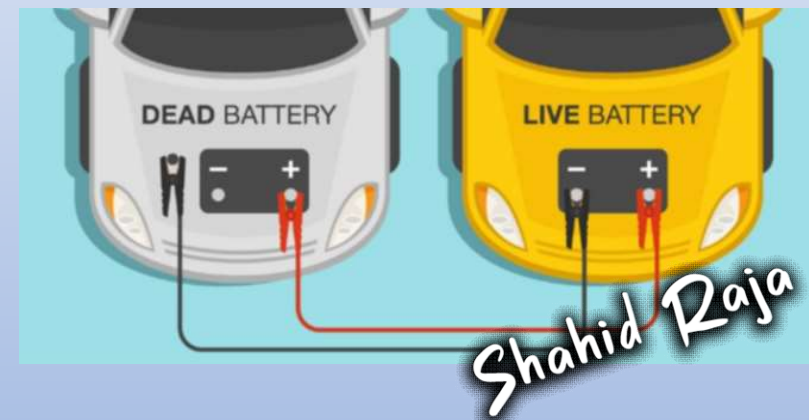
- ✓ GPS is not updated?
- ✓ May direct to Violate rules, like to **NO Entry**
- ✓ Traffic Regulation/ **Sign Take Precedence**
- ✗ Don't **BLINDLY** Follow
- ✓ And **TRUST Speedo Meter** Regarding SPEED
- ✗ Never Manipulate, **90-300 Fine, 3 Points**

- ✓ Auto Re-Route, Set **before Starting**, Useful if used Responsibly
- ✓ May create Huge Distractions
- ✓ use **Voice Instructions**



Battery

- ✓ Check Water Level before Long TRIP
 - ✓ Keep Clean Terminals From Cavity
 - ✓ Grease them
 - ✓ Battery Charges When Engine is Running
 - ✓ provide Electric Signals, Lights, Ignition
-
- ✓ Jump START Steps
 1. **Red + Red - Black + Ground**
 2. +VE +VE -VE Body



Fatigue Symptoms

- ✓ Seat Discomfort, Moving Constantly
- ✓ Neck Pain, **Stretch ARMS**
- ✓ Yawning

- ✓ **Inadequate Lighting** on Road or vehicle
- ✓ Causes FATIGUE - ✓ **Xenon Lights, Speed, Long Driver**

- ✓ Stop, take a break, **rest or sleep as needed**
- ✓ Fatigue **Increase Reaction TIME**
- ✓ Eating **LIGHT FOOD, 200-300, Rest 20-30 Min**
- ✗ Stimulating or beverages, coffee or alcoholic



Fog Lights – Only when necessary

✓ Front Fog = Optional

✓ **Adverse weather conditions** like

1. Heavy rain, Thick fog, Snow, or Dense smoke or dust
2. Narrow sections less than 6.5 meters wide
3. When Dangerous Curves

✗ No Fog Lights When only Visibility is Reduced


✗ Light Rain

✓ **Motorcycles** have optionally 1 or 2
Front White/ Yellow, Back Red Fog lights




Keep Ventilated + AC
should Work
Shahid Raja

Obligatory Signs



- ✓ Sides of the Shelter Vehicle must pass
- ✓ Go towards **Right of the Obstacle**

✗ No Entry on the left, pass on the Right



R-400. Mandatory Direction

The arrow indicates the direction that all vehicles have to



Shahid Raja

Seat Belt - Passive



- ✓ Belts are MANDATORY in
- ✓ All vehicles, All Roads, All occupants
- ✓ Safety When travelling
- ✓ NO Belts? Beep after 10 Sec or 25km

Fine 200 + 4 Points

Responsible: Driver, Then Passenger
MOTO: Both Fine to Driver

- ✗ Reverse – Cause Interruption
- ✗ Taxi drivers are in service in **Urban Road**
- ✗ Goods distributor vehicle in **Urban Road**
- ✗ Less than 135cm, Back seat of Taxi, **Urban Road**
- ✓ Pregnant Woman **NOT Exempt**



Children Accidents

- ✓ Most frequent profile, accident **5 and 9**
- ✓ Usually after **school ends**
- ✓ Roads wider than three meters
- ✓ When Child Crosses **Without P. Crossing**
- ✓ DUE to **shorter height**
- ✓ HEAD or other **Vital Body parts**
- ✓ Group of **CHILDREN and ELDERLY**
- ✓ ELDERLY + **Children = LESS Accidents**

Don't Use Acoustic Signals

Reduce Speed/ Recommended Signs



Shahid Raja

RED level Snow

Difficulty due to snow on the road

	 Green level	 Yellow level	 Red level	 Black level
	Beginning to snow	Partially covered	Covered road	Heavy thickness
TRAFFIC	 100 On motorways and dual carriageways	 60 Cars and buses	 30 Cars with chains	 All vehicles are prohibited from driving
	 80 On other roads	 Trucks and articulated vehicles	 Other vehicles	
MANEUVERS	 Trucks are prohibited from overtaking	 Reduce speed on curves and descents	 immobilized vehicles is Overtaking prohibited	 Park as far to the side as possible to allow snowploughs to pass
	<ul style="list-style-type: none">Avoid mountain passes	<ul style="list-style-type: none">Avoid sudden maneuvers		<ul style="list-style-type: none">Do not leave the vehicle if you do not have a shelter to go

Source: Traffic and road safety magazine

Cobblestone Road

- ✓ Most Slippery Pavement
- ✓ Less Tire Grip



Shahid Raja